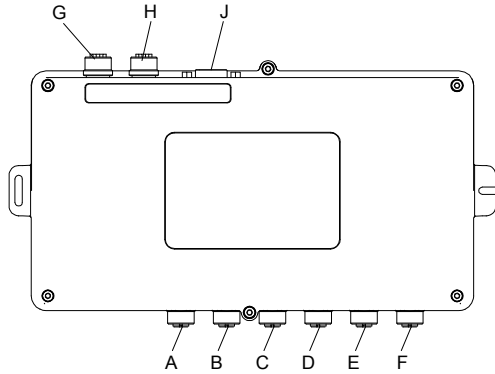
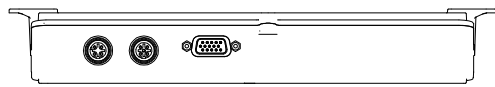
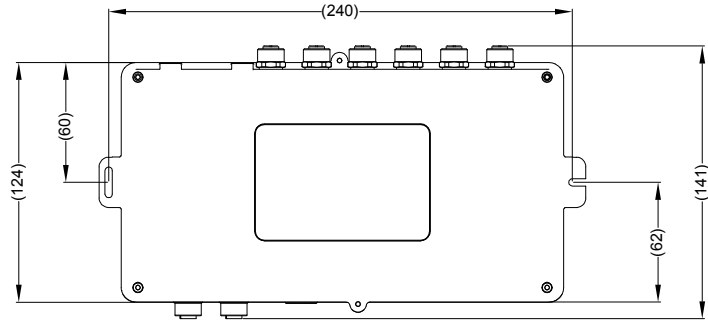
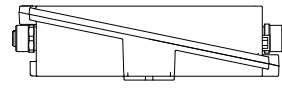
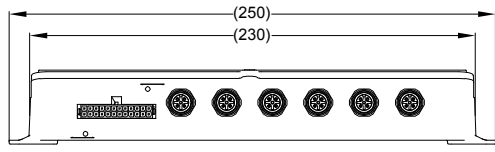
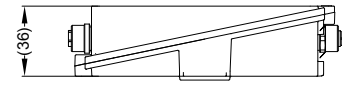
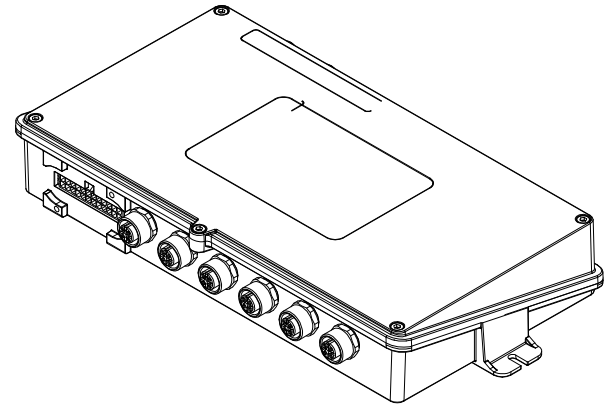


CONNECTOR	TYPE	PORT NUMBER	DESCRIPTION
A	M12 - 5A	CAMERA 1A	FRONT
B	M12 - 5A	CAMERA 1B	-
C	M12 - 5A	CAMERA 2A	LEFT
D	M12 - 5A	CAMERA 2B	-
0	M12 - 5A	CAMERA 3	REAR
F	M12 - 5A	CAMERA 4	RIGHT
G	M12 - 4C	ETHERNET	FOR CONNECTION TO PC OR ROUTER
H	M12 - 5B	VIDEO OUTPUT	PROVIDES 2 BNC OUTPUTS
J	D-SUB VGA	VGA OUTPUT	FOR USE WITH VGA MONITORS



Revision Notes.				
R1 -				
APA: -	Drawn: -	Checked: -	Approved: -	Date: -



FIRMWARE RELEASE DETAIL		
FIRMWARE VERSION	REASON FOR RELEASE	DATE OF RELEASE
v02.00.00	INITIAL PRODUCTION	FEB 2013

NOTES.  
 1. FOR MANUFACTURING CONTROL REFER TO ASSEMBLY PLANT DRAWING: EV301795\_002\_ECU.STEP  
 2. THIS DRAWING IS FOR RELEASE PURPOSES ONLY AND MAY NOT ACCURATELY REPRESENT THE PRODUCT.

**PROPRIETARY NOTICE**  
 THIS DESIGN AND TECHNICAL INFORMATION APPEARING ON THIS DRAWING IS THE PROPERTY OF BRIGADE ELECTRONICS, AND IS DISCLOSED IN CONFIDENCE. IT IS NOT TO BE COPIED, REPRODUCED, REVEALED TO OR EXPROPRIATED BY OTHERS, EITHER IN WHOLE OR IN PART WITHOUT THE EXPRESS WRITTEN CONSENT OF BRIGADE ELECTRONICS.

**BRIGADE**<sup>®</sup>  
 www.brigade-electronics.com

Assembly Pl Approval NOT REQUESTED	Approved by S.MATTHEWS	Checked by B.CHILDS	Drawn by M.POTTER
Angle of Projection 	Units mm	Scale N/A	Released 21/02/13
Status RELEASED	ASL360-ECU-M		
Part No 4384	BE-002322-00-13		